

VG96934 TEN PIN CONNECTORS AND ACCESSORIES

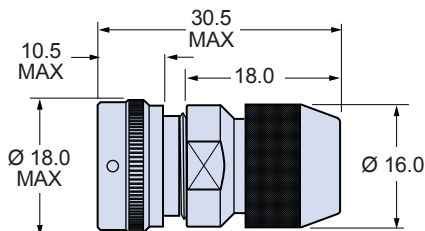
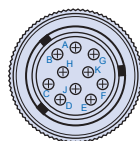
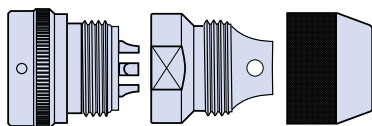
VG96934 STYLE	CONFIGURATION	DESCRIPTION	PAGE
STYLE A		Cable plug with two piece shielded backshell	Page 30
STYLE B		Flange mount receptacle	Page 30
STYLE C		Jam nut receptacle	Page 31
STYLE D		Unshrouded in-line receptacle with two piece shielded backshell	Page 31
STYLE E		Panel mount plug with M14 x 1 rear thread	Page 32
STYLE F		Panel mount plug with flange	Page 33
STYLE J		Plug with two piece shielded backshell	Page 33
STYLE K		Shrouded receptacle with two piece shielded backshell	Page 34
STYLE L		Plug with shielded environmental backshell and rubber strain relief	Page 34
STYLE M		Shrouded receptacle with shielded environmental backshell and rubber strain relief	Page 35
STYLE N		Shrouded receptacle with two piece shielded backshell	Page 35
STYLE Z2		O-ring for use with Style B and F	Page 36
STYLE Z3		Aluminum plug cover for Styles A, E, F, J and L.	Page 36
STYLE Z4		Rubber cover for receptacles	Page 36
STYLE Z6		Dummy storage receptacle	Page 37

VG96934 STYLE A: CABLE PLUG WITH SHIELDED BACKSHELL

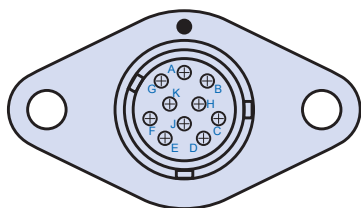


VG96934A10*L0
10 pin cable plug with two piece shielded backshell. Requires heatshrink boot for watertight seal. **Not for new design.** Replaced by Style J. Maximum weight 11 grams.

Key Pos.	VG Part Number	Glenair Part no.
N	VG96934A10NL0	CB10A1L0
W	VG96934A10WL0	CB10A2L0
X	VG96934A10XL0	CB10A3L0
Y	VG96934A10YL0	CB10A4L0
Z	VG96934A10ZL0	CB10A5L0



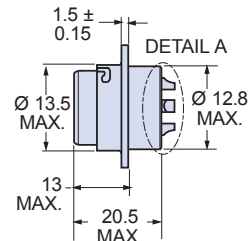
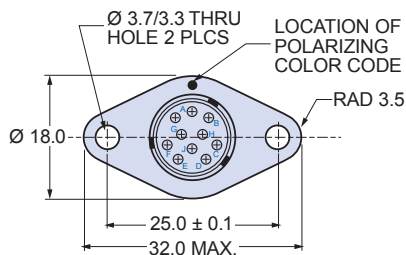
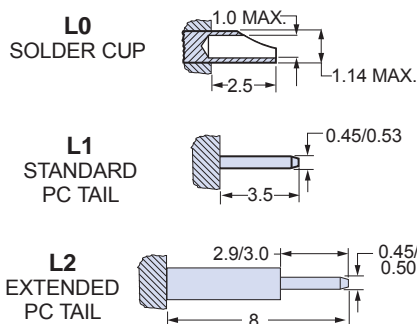
VG96934 STYLE B: FLANGE MOUNT RECEPTACLE



Terminal Style	Key Pos.	VG Part Number	Glenair Part no.
L0 Solder Cup	N	VG96934B10NL0	CB10B1L0
	W	VG96934B10WL0	CB10B2L0
	X	VG96934B10XL0	CB10B3L0
	Y	VG96934B10YL0	CB10B4L0
	Z	VG96934B10ZL0	CB10B5L0
L1 Standard PC Tail	N	VG96934B10NL1	CB10B1L1
	W	VG96934B10WL1	CB10B2L1
	X	VG96934B10XL1	CB10B3L1
	Y	VG96934B10YL1	CB10B4L1
	Z	VG96934B10ZL1	CB10B5L1
L2 Extended PC Tail	N	VG96934B10NL2	CB10B1L2
	W	VG96934B10WL2	CB10B2L2
	X	VG96934B10XL2	CB10B3L2
	Y	VG96934B10YL2	CB10B4L2
	Z	VG96934B10ZL2	CB10B5L2

VG96934B10*L*
10 pin receptacle with panel mounting flange. Maximum weight 19 grams.

Detail A Terminal Styles



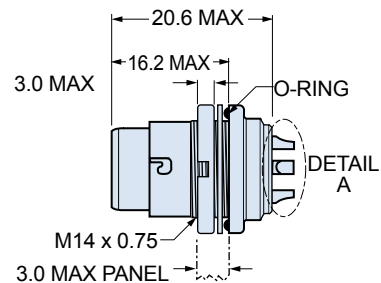
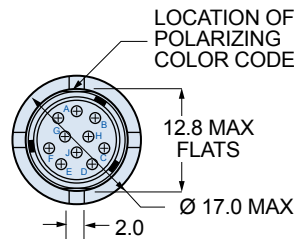
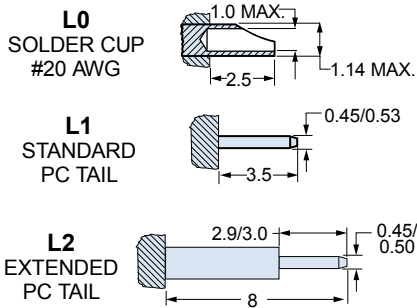
VG96934 STYLE C: JAM NUT MOUNT RECEPTACLE



Terminal Style	Key Pos.	VG Part Number	Glenair Part no.
L0 Solder Cup	N	VG96934C10NL0	CB10C1L0
	W	VG96934C10WL0	CB10C2L0
	X	VG96934C10XL0	CB10C3L0
	Y	VG96934C10YL0	CB10C4L0
	Z	VG96934C10ZL0	CB10C5L0
L1 Standard PC Tail	N	VG96934C10NL1	CB10C1L1
	W	VG96934C10WL1	CB10C2L1
	X	VG96934C10XL1	CB10C3L1
	Y	VG96934C10YL1	CB10C4L1
	Z	VG96934C10ZL1	CB10C5L1
L2 Extended PC Tail	N	VG96934C10NL2	CB10C1L2
	W	VG96934C10WL2	CB10C2L2
	X	VG96934C10XL2	CB10C3L2
	Y	VG96934C10YL2	CB10C4L2
	Z	VG96934C10ZL2	CB10C5L2

VG96934C10*L*
10 pin jam nut receptacle for rear panel mounting. Maximum weight 11 grams. Stainless steel shell with black chromate.

Detail A Terminal Styles

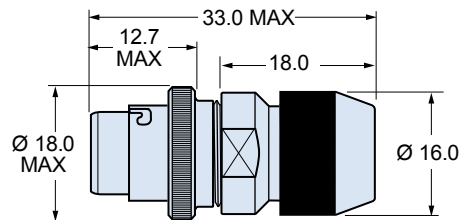
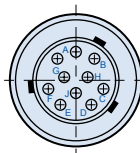
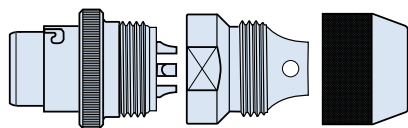


VG96934 STYLE D: UNSHROUDED IN-LINE RECEPTACLE WITH BACKSHELL

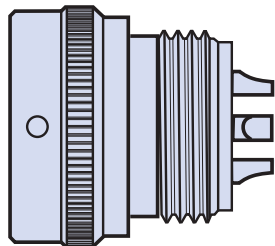


VG96934D10*L0
10 pin in-line unshrouded receptacle with two piece shielded aluminum backshell. 6 mm cable entry. Black zinc plating. **Not for new design.** Replaced by Style K. Maximum weight 15 grams.

Key Pos.	VG Part Number	Glenair Part no.
N	VG96934D10NL0	CB10D1L0
W	VG96934D10WL0	CB10D2L0
X	VG96934D10XL0	CB10D3L0
Y	VG96934D10YL0	CB10D4L0
Z	VG96934D10ZL0	CB10D5L0



VG96934 STYLE E: PANEL MOUNT PLUG

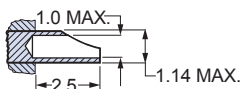


Terminal Style	Key Pos.	VG Part Number	Glenair Part no.
L0 Solder Cup	N	VG96934E10NL0	CB10E1L0
	W	VG96934E10WL0	CB10E2L0
	X	VG96934E10XL0	CB10E3L0
	Y	VG96934E10YL0	CB10E4L0
	Z	VG96934E10ZL0	CB10E5L0
L1 Standard PC Tail	N	VG96934E10NL1	CB10E1L1
	W	VG96934E10WL1	CB10E2L1
	X	VG96934E10XL1	CB10E3L1
	Y	VG96934E10YL1	CB10E4L1
	Z	VG96934E10ZL1	CB10E5L1
L2 Extended PC Tail	N	VG96934E10NL2	CB10E1L2
	W	VG96934E10WL2	CB10E2L2
	X	VG96934E10XL2	CB10E3L2
	Y	VG96934E10YL2	CB10E4L2
	Z	VG96934E10ZL2	CB10E5L2

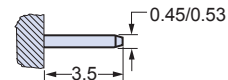
VG96934E10*L*
10 pin plug with M14 x 1 rear thread for use with accessories, or for installation into tapped panel. Maximum weight 7 grams.

Detail A Terminal Styles

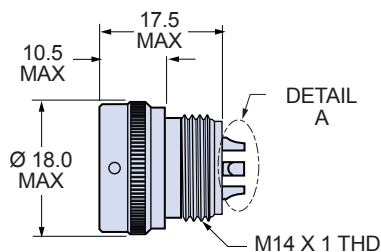
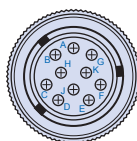
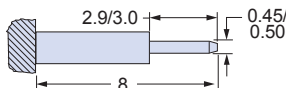
L0
SOLDER CUP
#20 AWG



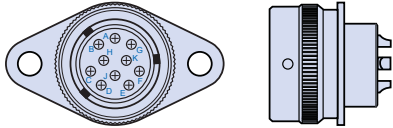
L1
STANDARD
PC TAIL



L2
EXTENDED
PC TAIL



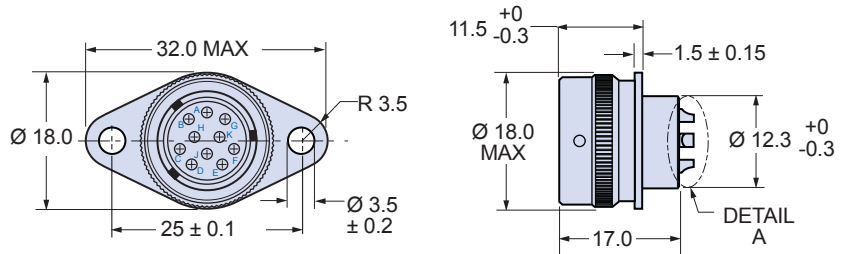
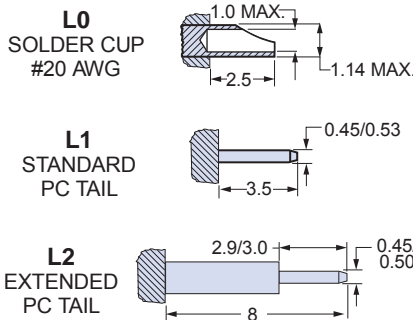
VG96934 STYLE F: FLANGE MOUNT PLUG



Terminal Style	Key Pos.	VG Part Number	Glenair Part no.
L0 Solder Cup	N	VG96934F10NL0	CB10F1L0
	W	VG96934F10WL0	CB10F2L0
	X	VG96934F10XL0	CB10F3L0
	Y	VG96934F10YL0	CB10F4L0
	Z	VG96934F10ZL0	CB10F5L0
L1 Standard PC Tail	N	VG96934F10NL1	CB10F1L1
	W	VG96934F10WL1	CB10F2L1
	X	VG96934F10XL1	CB10F3L1
	Y	VG96934F10YL1	CB10F4L1
	Z	VG96934F10ZL1	CB10F5L1
L2 Extended PC Tail	N	VG96934F10NL2	CB10F1L2
	W	VG96934F10WL2	CB10F2L2
	X	VG96934F10XL2	CB10F3L2
	Y	VG96934F10YL2	CB10F4L2
	Z	VG96934F10ZL2	CB10F5L2

VG96934F10*L*
10 pin plug with panel mounting flange.
Maximum weight 19 grams.

Detail A Terminal Styles

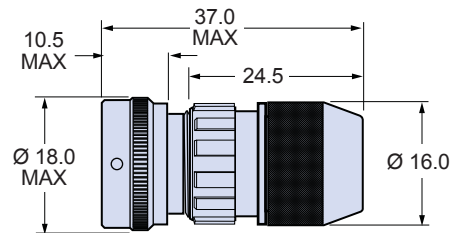
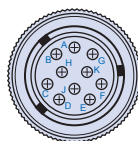
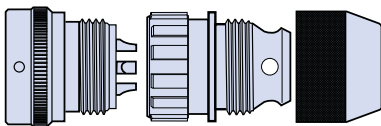


VG96934 STYLE J: PLUG WITH EMI BACKSHELL



VG96934J10*L0
10 pin plug with two piece shielded aluminum backshell. 9 mm cable entry. Black zinc plating. Add heat shrink boot for water ingress protection.

Key Pos.	VG Part Number	Glenair Part no.
N	VG96934J10NL0	CB10J1L0
W	VG96934J10WL0	CB10J2L0
X	VG96934J10XL0	CB10J3L0
Y	VG96934J10YL0	CB10J4L0
Z	VG96934J10ZL0	CB10J5L0

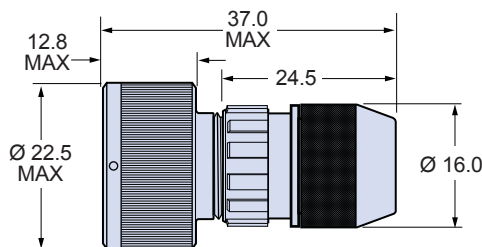
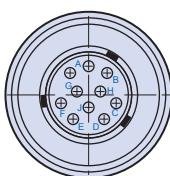
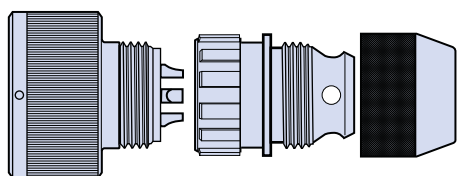


VG96934 STYLE K: SHROUDED RECEPTACLE WITH BACKSHELL



VG96934K10*L0
10 pin shrouded receptacle with two piece shielded aluminum backshell. 9 mm cable entry. Black zinc plating. Add heat shrink boot for water ingress protection. Maximum weight 19 grams.

Key Pos.	VG Part Number	Glenair Part no.
N	VG96934K10NL0	CB10K1L0
W	VG96934K10WL0	CB10K2L0
X	VG96934K10XL0	CB10K3L0
Y	VG96934K10YL0	CB10K4L0
Z	VG96934K10ZL0	CB10K5L0



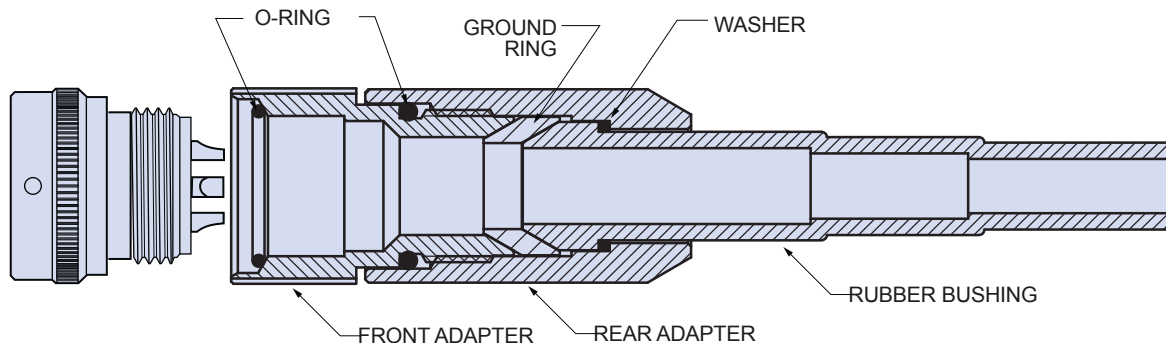
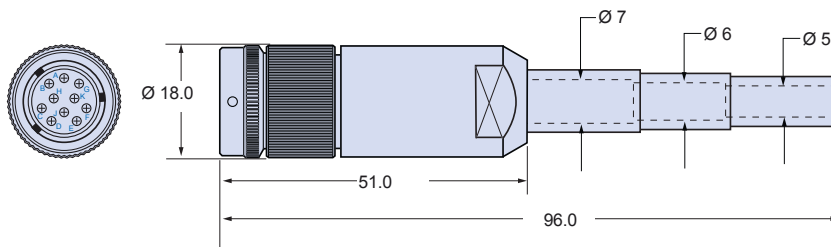
VG96934 STYLE L: PLUG WITH BACKSHELL AND RUBBER BUSHING



VG96934L10*L0
10 pin plug with two piece shielded aluminum backshell. Black zinc plating. Supplied with two O-rings, EMI ground ring and rubber bushing. Maximum weight 25 grams.

Key Pos.	VG Part Number	Glenair Part no.
N	VG96934L10NL0	CB10L1L0
W	VG96934L10WL0	CB10L2L0
X	VG96934L10XL0	CB10L3L0
Y	VG96934L10YL0	CB10L4L0
Z	VG96934L10ZL0	CB10L5L0

Material and Finish
O-Ring: Nitrile Rubber
Adapters and Ground Ring: Aluminum Alloy, Black Zinc Cobalt Finish
Bushing: Neoprene Rubber.



VG96934 STYLE M: SHROUDED RECEPTACLE WITH BACKSHELL AND BUSHING

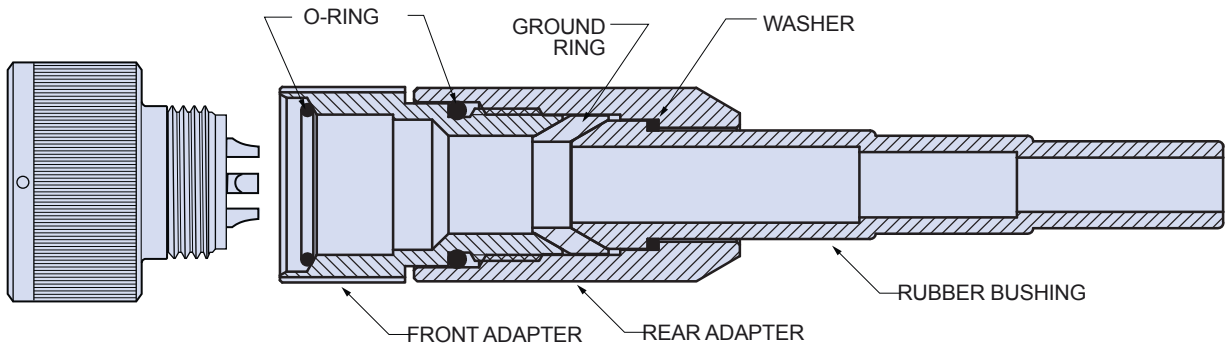
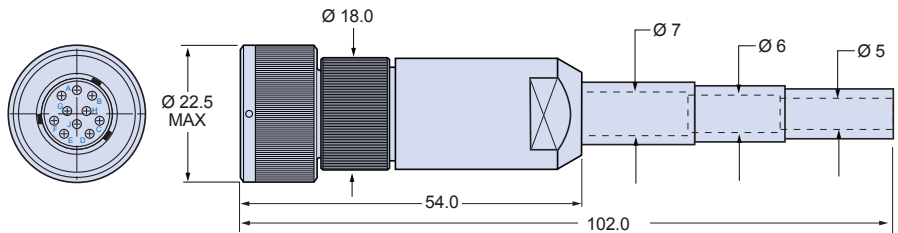


VG96934M10*L0

10 pin shrouded receptacle with two piece shielded aluminum backshell. Black zinc plating. Supplied with two O-rings, EMI ground ring and rubber bushing. Maximum weight 30 grams.

Key Pos.	VG Part Number	Glenair Part no.
N	VG96934M10NL0	CB10M1L0
W	VG96934M10WL0	CB10M2L0
X	VG96934M10XL0	CB10M3L0
Y	VG96934M10YL0	CB10M4L0
Z	VG96934M10ZL0	CB10M5L0

Material and Finish
 O-Ring: Nitrile Rubber
 Adapters and Ground Ring: Aluminum Alloy, Black Zinc Cobalt Finish
 Bushing: Neoprene Rubber



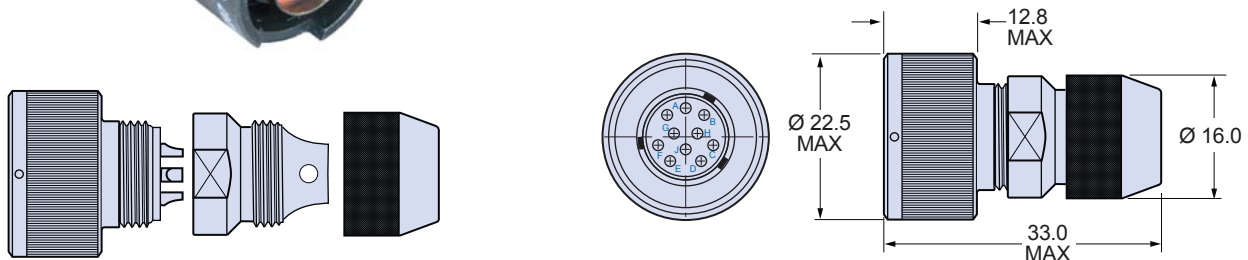
VG96934 STYLE N: IN-LINE RECEPTACLE WITH SHIELDED BACKSHELL



VG96934N10*L0

10 pin shrouded receptacle with two piece shielded aluminum backshell. 9 mm cable entry. Black zinc plating. Add heat shrink boot for water ingress protection. Maximum weight 18 grams.

Key Pos.	VG Part Number	Glenair Part no.
N	VG96934N10NL0	CB10N1L0
W	VG96934N10WL0	CB10N2L0
X	VG96934N10XL0	CB10N3L0
Y	VG96934N10YL0	CB10N4L0
Z	VG96934N10ZL0	CB10N5L0




VG96934 STYLE Z2: O-RING



VG96934Z2
Nitrile O-ring for use with connector style B and F

VG Part Number
VG96934Z2

Glenair Part no.
CBOR-B



Material

O-Ring: Nitrile Rubber

VG96934 STYLE Z3: ALUMINUM PROTECTIVE COVER



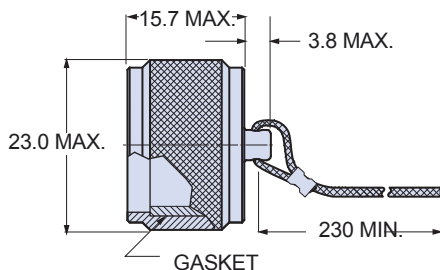
VG96934Z3
Aluminum alloy protective cover, with crimp ferrule and ring terminal. Fits plug Styles A, E,F, J, and L. Maximum weight 8 grams.

VG Part Number
VG96934Z3

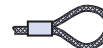
Glenair Part no.
CBCAP-Z3

Material and Finish

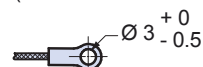
Cover: Aluminum Alloy, Black Zinc-Cobalt Plating
Cord: Nylon
Ferrule and Ring: Stainless steel, Black Oxide Finish



CRIMP FERRULE FOR CABLE ATTACHMENT (SUPPLIED LOOSE)



RING TERMINAL FOR PANEL ATTACHMENT (SUPPLIED LOOSE)



VG96934 STYLE Z4: RUBBER PROTECTIVE COVER



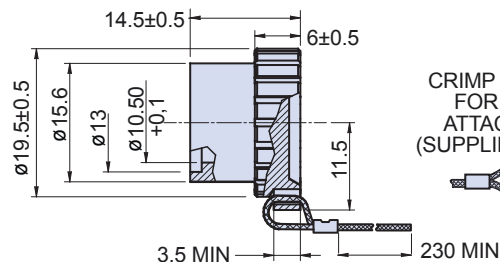
VG96934Z4
Nitrile rubber protective cover supplied with crimp ferrule and ring terminal. Fits all receptacles. Maximum weight 5 grams.

VG Part Number
VG96934Z4

Glenair Part no.
VG96934Z4

Materials

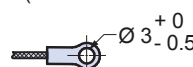
Cover: Nitrile Rubber
Cord: Nylon
Ferrule and Ring: Stainless steel, Black Oxide Finish



CRIMP FERRULE FOR CABLE ATTACHMENT (SUPPLIED LOOSE)



RING TERMINAL FOR PANEL ATTACHMENT (SUPPLIED LOOSE)



VG96934 STYLE Z6: PANEL MOUNT DUMMY STORAGE RECEPTACLE

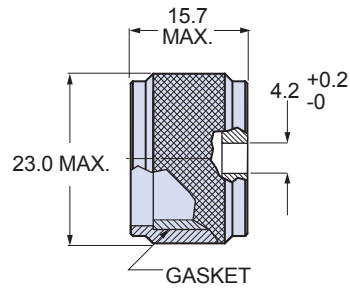


VG96934Z6
 Dummy receptacle mounts to panel with screw and provides protection to unused plugs.

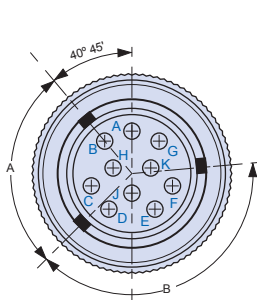
VG Part Number
VG96934Z6

Glenair Part no.
CBCAP-Z6

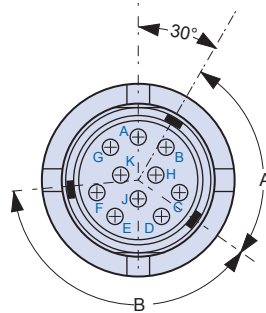
Material and Finish
 Cover: Aluminum Alloy, Black Zinc Cobalt finish
 Gasket: Silicone rubber



VG96934 KEY POSITIONS AND CONTACT ARRANGEMENTS



Plug

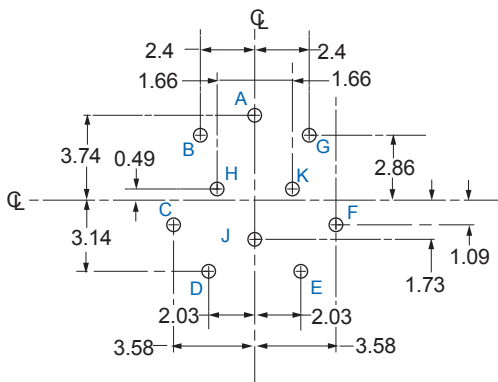


Receptacle

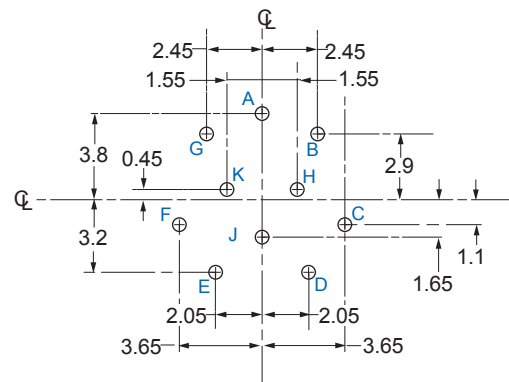
Position	A	B	Color Code
N	95°	140°	White
W	85°	115°	Blue
X	100°	105°	Violet
Y	110°	120°	Chrome Yellow
Z	80°	145°	Dark Red

Key Positions

VG96934 PRINTED CIRCUIT BOARD ARRANGEMENTS

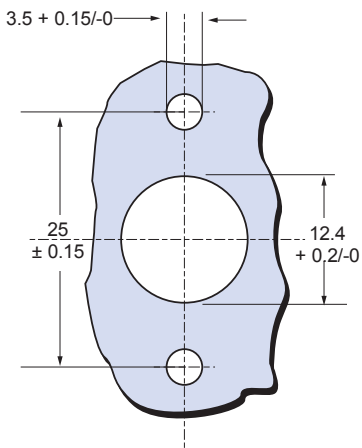


VG96934 Styles E and F
 Panel Mount Plug

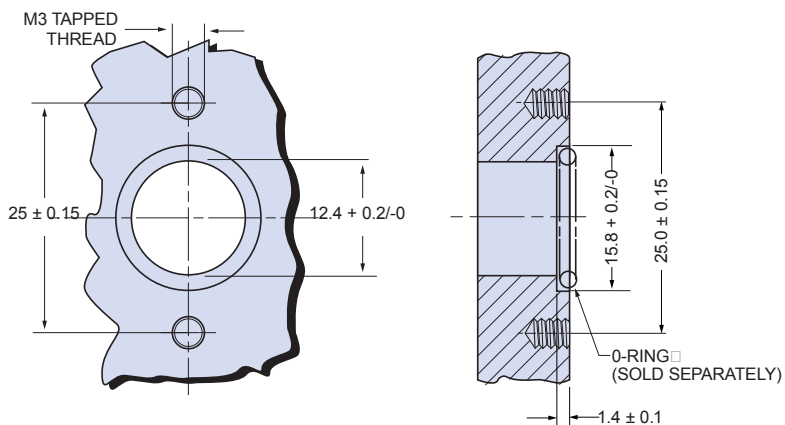


VG96934 Styles B and C
 Panel Mount Receptacle

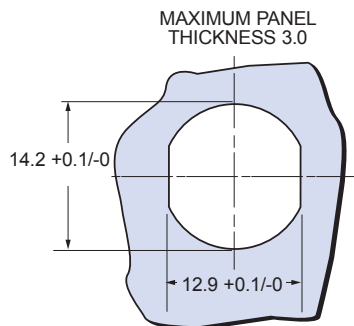
VG96934 PANEL CUTOUTS



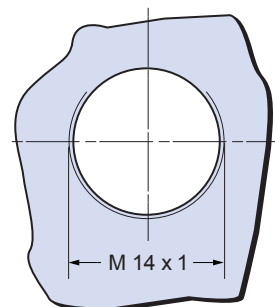
1 Panel cutout for Style B and F without O-ring.



2 Panel cutout for Style B and F with O-ring VG96934Z2.



3 Panel cutout for Style C



4 Panel cutout for Style E